646478-4 ✔ ACTIVE

Z-PACK | Z-PACK 2mm HM

TE Internal #: 646478-4

PCB Connector Shrouds, Shroud, Mating Alignment, 154 Position, 2 mm [.079 in] Centerline, 7 Row, 22 Column, Length 1.96 in [49.85 mm], Z-PACK 2mm HM

View on TE.com >

Connectors > PCB Connectors > PCB Connector Accessories > Protection & Strain Relief > PCB Connector Shrouds



Connector Mounting Accessory Type: **Shroud**

Standoff Height: **1.3 mm [.051 in]**

Mating Alignment: **With**

Number of Positions: **154**

Centerline (Pitch): **2 mm [.079 in]**

Features

Product Type Features

Connector Mounting Accessory Type	Shroud
Sealable	No

Configuration Features

Number of Positions	154
Number of Rows	7
Number of Columns	22

Body Features

Shroud Material	Glass Filled Polyester
Shroud Floor Thickness	3 mm[.118 in]
Shroud Color	Gray

Contact Features

CompactPCI	Yes

Mechanical Attachment

Mating Alignment Type	Guide Lugs
Mating Alignment	With

Housing Features

Centerline (Pitch)	2 mm[.079 in]

Dimensions

Accepts Module Length	50 mm[1.968 in]
Standoff Height	1.3 mm[.051 in]
Row-to-Row Spacing	2 mm[.079 in]
Product Length	49.85 mm[1.96 in]
Product Height	14.6 mm[.574 in]
Product Width	15.4 mm[.606 in]

Usage Conditions

Compatible With Backplane Connector Type	Type A
Operating Temperature Range	-55 – 125 °C[-67 – 257 °F]

Operation/Application

Solder Process Feature	Board Standoff

Industry Standards

UL Flammability Rating	UL 94V-0

Packaging Features

Packaging Method	Package

Product Compliance

For compliance documentation, visit the product page on TE.com>

EU RoHS Directive 2011/65/EU	Compliant
EU ELV Directive 2000/53/EC	Compliant
China RoHS 2 Directive MIIT Order No 32, 2016	No Restricted Materials Above Threshold
EU REACH Regulation (EC) No. 1907/2006	Current ECHA Candidate List: JUNE 2022 (224) Candidate List Declared Against: JUNE 2022 (224) Does not contain REACH SVHC
Halogen Content	Not Low Halogen - contains Br or Cl > 900 ppm.
Solder Process Capability	Not applicable for solder process capability

Product Compliance Disclaimer

This information is provided based on reasonable inquiry of our suppliers and represents our current actual knowledge based on the information they provided. This information is subject to change. The part numbers that TE has identified as EU RoHS compliant have a maximum concentration of 0.1% by weight in homogenous materials for lead, hexavalent chromium, mercury, PBB, PBDE, DBP, BBP, DEHP, DIBP, and 0.01% for cadmium, or qualify for an exemption to these limits as defined in the Annexes of Directive 2011/65/EU (RoHS2). Finished electrical and electronic equipment products

will be CE marked as required by Directive 2011/65/EU. Components may not be CE marked. Additionally, the part numbers that TE has identified as EU ELV compliant have a maximum concentration of 0.1% by weight in homogenous materials for lead, hexavalent chromium, and mercury, and 0.01% for cadmium, or qualify for an exemption to these limits as defined in the Annexes of Directive 2000/53/EC (ELV). Regarding the REACH Regulation, the information TE provides on SVHC in articles for this part number is based on the latest European Chemicals Agency (ECHA) 'Guidance on requirements for substances in articles' posted at this URL: https://echa.europa.eu/guidance-documents/guidance-on-reach

Compatible Parts

TE Part # 100147-1
Z-PACK/A F-HDR.110P

TE Part # 90753-1
SEATING TOOL ASSY H.M. 154 PIN

Also in the Series | Z-PACK 2mm HM

Backplane Coding Keys(60)



Backplane Connector Housings(4)

Backplane Guide Hardware(37)



Backplane Power Connectors(6)

Board-to-Board Connector Contacts(2)



Hard Metric Backplane Connectors (269)



High Speed Backplane Connectors(1)

Insertion & Extraction Tools(2)



PCB Connector Covers(4)

PCB Connector Shrouds(39)

PCB Ferrules & Shields(19)

Rectangular Power Connectors(87)

Documents

Product Drawings

2MM H.M.,"A" SHROUD, 4.3MM

English

CAD Files

3D PDF

3D

Customer View Model

ENG_CVM_CVM_646478-4_F.2d_dxf.zip

English

Customer View Model

ENG_CVM_CVM_646478-4_F.3d_igs.zip

English

Customer View Model

ENG_CVM_CVM_646478-4_F.3d_stp.zip

English

By downloading the CAD file I accept and agree to the Terms and Conditions of use.

Product Specifications

Application Specification

English